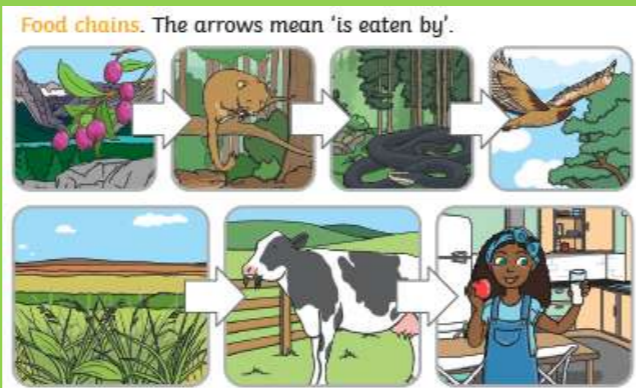
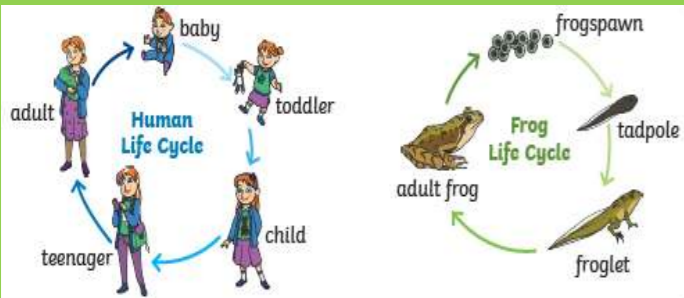


Ideas Organiser: Circle of Life (animals)



Knowledge:


- Animals and plants in any habitat are linked together through food chains. Energy passes from one plant to animal to another and this transfer of energy is a food chain.
- Name simple food chains for different animals.
- All young animals change as they go through the different stages of their life cycle and grow into adults.
- Some animals give birth to live young and some animals lay eggs which the young hatch from.
- To stay alive, all animals have three basic needs for survival: air, water and food.
- To grow into a healthy adult, we must eat the right types of food in the right amount and exercise.
- Being active and exercising keeps our bodies and minds healthy.
- To stop germs from spreading, it is important to be hygienic.



Vocabulary and background knowledge:

Adult	A fully grown animal or plant.
Develop	To grow bigger and become stronger.
Life Cycle	The changes living things go through to become an adult.
Offspring	The child of an animal.
Young	Offspring that has not reached adulthood.
Live young	Offspring that has not hatched from an egg.
Food Chain	Shows how each animal gets its food. Food chains are one of the ways that living things depend on each other to stay alive.
Habitat	A habitat is the natural place something lives. A habitat provides living things with everything they need to survive such as food, shelter and water .
Micro-habitat	A very small habitat in places like under a rock, under leaves or on a branch. Minibeasts live in microhabitats. The microhabitats have everything they need to survive.
Nutrition	Food needed to live.
Diet	The food and water that an animal needs.
Disease	Illness or sickness.
Exercise	A physical activity to keep your body fit.
Hygiene	How we keep ourselves and the world around us clean so we can stay healthy and stop germs spreading.

Recommended Reads:



Skills:

- Reading comprehension – researching various animal life cycles
- Observation – observing changes in life cycles



Making Links:

Literacy: Narrative – The Lost Homework, reading non-fiction books about animal life cycles, recount of school trip

PE: Links to exercise and healthy lifestyles

RE: Jesus' teachings on caring for all living things

British Values

Responsibility – Know I have a responsibility to protect my habitat and that of others that cannot.

Mutual Respect – Know that our behaviours have an impact on our environment and the habitats of others.



Values & attitudes we can always show in this project:



Quality Outcomes & Experiences:

- Observe life cycles within the classroom – caterpillar to butterfly
- School trip – Woodside Wildlife Park
- Homework project – researching and presenting information on chosen animal life cycle

The World beyond our doorstep...

Local

- Create a healthy body and lifestyle to continue throughout life.

National

- Grow our own foods and reduce our carbon footprints. Is Britain Carbon neutral?

International

- Understand the impact our behaviours have on the habitats in the the rest of the world. EG. the impact we have on the melting ice caps.
- Reduce our own plastic waste to prevent global impacts.